





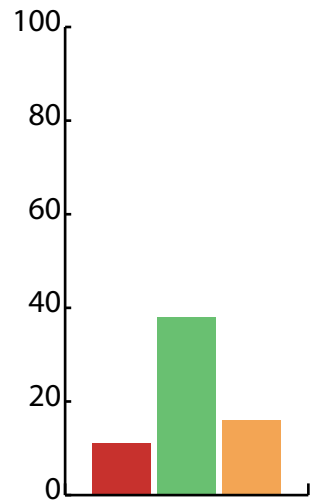


Tay River Indicators — 1998 to 2003 (v 1.2)

INDEX

	AVG	
 CFU/100 ml	61	> 0 unsafe for drink > 100 unsafe for activity
 TKN mg/l x 100	53	50 RVCAG
 TP mg/l x 1,000	24	30 PWQ0
(123) Number of Households		
 Livestock Access		
 Exceeds 2/3 Averages		
 Exceeds all 3 Averages		



± 28 readings per site
May 1998 to October 2003

